



Stylish Domes and Room in Room Structures for events, congresses and offices



Minimum assembly
and disassembly time



Rooms for 1 to 1000+ people



Optimal acoustics
& sound insulation



No fan noise



Sustainable and circular

THE CURVED WALL 6

THE CURVED WALL 6



General

Inflatable Curved Walls are ideal for use at fairs and conferences, for example, where they can serve as a dividing wall. These inflatable curved walls can also be used to create separate spaces, to form walkways or to create sight lines.

QuickSpace Curved Walls are modular so that they can be linked together, creating theoretically infinite lengths and shapes.

Installation / Dismantling

The Curved Wall can be installed and dismantled quickly and easily by our team. Because this can be done so quickly, it is also possible, for example, to convert a large (plenary) hall into a hall with different rooms / walls in a short time, so that a hall can have multiple functions during an event day.

Acoustics And Soundproofing

Due to its design and insulating air layers, this Curved Wall offers optimal acoustics. By using these walls, spaces can be separated from each other, whereby sound transmission is minimized.

The small blower is also completely insulated, so that it cannot be heard at all.

Other Requirements

Only a normal power supply of 220V is required for the installation of the Curved Wall.

All our domes and structures meet the requirements for fire safety according to the DIN 4102 – B1 standard. The certificate is available on request.

Applications

Inflatable Curved Walls can be used to create temporary partition walls at, for example, trade fairs and conferences, where acoustics and sound insulation are an important aspect.


Led and Branding











The Curved Walls can be illuminated in any desired color by means of our LED bars (also remotely).


There are also different ways of branding the inflatable Curved Walls. For example:

- Placing banners or TVs in and around the Curved Walls.
- Hanging banners or posters (there are loops at a height of 2 meters both inside and outside the Curved Walls).
- Projecting logos or other messages by means of projection technique.
- The color of the LED lighting that can display a particular theme.





									
Length	Width	Height	Surface	Max chairs	Color	LED	Setup time	Weight	Power
6 m	2.5 m	2.5 m	NA	NA	white	RGB bars of 1m	1 man hours	12 kg	220v 250w



Contact

Phone:

+31 6 41 67 57 07
+31 6 12 98 62 31

E-mail:

info@quickspace.eu

QuickSpace B.V.

Lonnekerweg 298
7532 RD Enschede
Nederland



facebook.com/quickspacehomes



instagram.com/quickspace_eu

Phone:

+49 176 55071328

E-mail:

info@quickspace.de

QuickSpace Zeltsysteme GmbH

Laarstr. 17
D-48529 Nordhorn
Deutschland
USt-ID: DE 322458558

